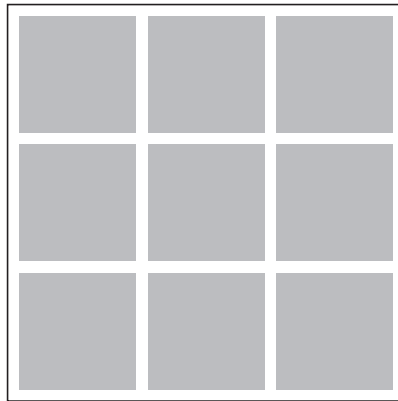




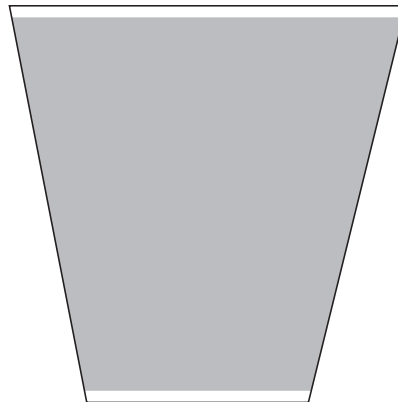


Perforation features and pattern zone layouts



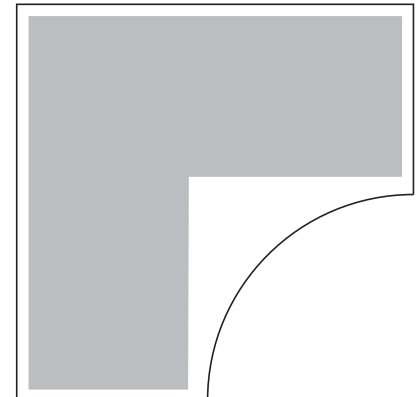
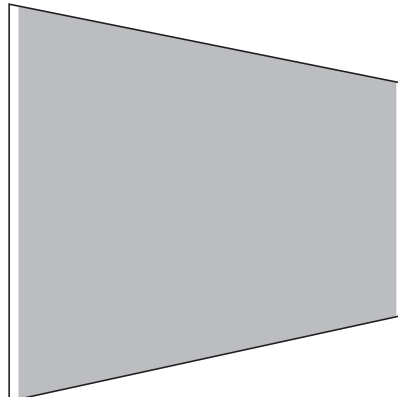

One of main aspects of a metal ceiling is sound absorption; this can be appropriately achieved through its perforation. Various types of perforation designs are available; both standard and decorative.

The main function of the perforated ceiling surface is to achieve acoustical control of the pressure sound waves. Equally important is the unique decorative opportunity a perforation pattern offers.


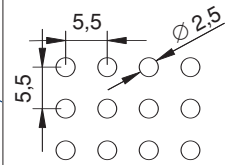

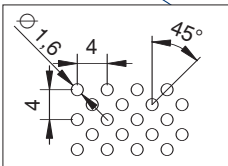

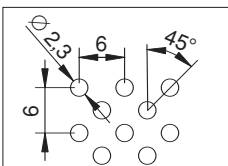

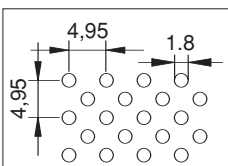
To reach the required optimal acoustic levels, the perforated ceiling panels can be supplied with a black acoustic fleece sound absorbing membrane bonded to the concealed surface.




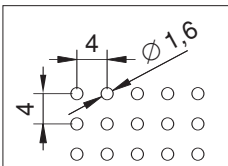

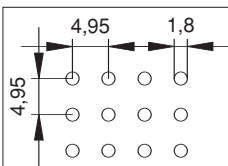
Dampa offers a wide range of perforation types in various patterns. Our computer controlled presses are both precise and flexible; they can even handle the creation of plain areas in the middle of a perforated surface.



Standard perforations

			Max. coil width	Max. perforation width	Material thickness steel
		ST-702 Open area 16% Ø 2,5 mm	1305 mm	1245 mm	0,5 – 0,8 mm
		ST-709 Open area 25,1% Ø 1,6 mm	1.305 mm	1.245 mm	0,6 – 0,8 mm
		ST-720 Open area 23,1% Ø 2,3 m	800 mm	785 mm	0,6 – 0,8 mm
		ST-724 Open area 20,8% Ø 1,8 mm	1305 mm	1301 mm	0,6 – 0,8 mm

Semi-standard perforations

			Max. coil width	Max. perforation width	Material thickness steel
		ST-707 Open area 12,6% Ø 1,6 mm	1.305 mm	1.245 mm	0,6 – 0,8 mm
		ST-727 Open area 10,4% Ø 1,8 mm	1305 mm	1301 mm	0,6 – 0,8 mm

Special perforations

			Max. coil width	Max. perforation width	Material thickness steel
		ST-701 Open area 30% Ø 2,3 mm Direction	800 mm	770 mm	0,6 – 0,8 mm
		ST-703 Open area 19% Ø 3,2 mm Direction	800 mm	755 mm	0,6 – 0,8 mm
		ST-704 Open area 22,3% Ø 3,2 mm	800 mm	785 mm	0,6 – 0,8 mm
		ST-705 Open area 25,8% Ø 1,6 mm Direction	800 mm	775 mm	0,6 – 0,8 mm
		ST-711 Open area 69,4% □ 10 x 10 mm	1000 mm	980 mm	0,7 – 0,8 mm
		ST-715 Open area 16,1% Ø 4,0 mm	800 mm	780 mm	0,5 – 0,8 mm
		ST-717 Open area 32,7% □ 4 x 4 mm	800 mm	780 mm	0,6 – 0,8 mm
		ST-717 S Open area 16,3% □ 4 x 4 mm	800 mm	780 mm	0,6 – 0,8 mm

Special perforations

			Max. coil width	Max. perforation width	Material thickness steel
		ST-718 Open area 31,3% 20 x 2 mm Direction	550 mm	275 mm	0,6 – 0,8 mm
		ST-719 Open area 46,5% ∅ 10,0 mm	700 mm	572 mm	0,6 – 0,8 mm
		ST-721 Open area 16,4% ∅ 8,0 mm	1250 mm	1205 mm	0,6 – 1,0 mm
		ST-723 Open area 40,3% ∅ 6,0 mm Direction	800 mm	795 mm	0,6 – 0,8 mm
		ST-725 Open area 26,7% ∅ 7,0 mm	1305 mm	1284 mm	0,7 – 0,8 mm
		ST-726 Open area 50,3% ∅ 6,0 mm	1305 mm	1270 mm	0,6 – 0,8 mm
		ST-726 S Open area 25,1% ∅ 6,0 mm	1305 mm	1270 mm	0,6 – 0,8 mm
		ST-730 Open area 25% 5 x 5 mm	1305 mm	1270 mm	0,6 – 0,8 mm